

332.122.6:330.322:65.011.4

,

: 08.00.05 –

·

·

:

,

,

:

,

,

,

,

,

,

,

,

,

,

,

,

35.154.01.

«1» 2010 . 11 .

: 79026, . , . , 4.

: 76026 . , .. , 4.

«30» 2010 .

,

..

.

.

-

.

.

,

,

,

.

,

.

()

-

().

,

,

,

,

,

-

.

: . ' (), . (),

. (), . (), . , . (), . , .

() .

,

,

,

. , . , . , . , . , . , . , . , .

.

,

. , . , . , . , . , . , . , . , . , . , .

. , . , . , . , . , . , . , . , . , . , .

. , . , . , . , . , . , . , . , . , . , .

,

«

0108U010368)

«

».

:

-87 03 «

» (

0103U007682)

-20-05 « » «

» (

0105U000861).

,

,

;

.

.

:

-

-

-

;

-

,

;

- ,
;
- ,
;
- - ;
- ;
.
, .
- .
, .
.
.
, : ,
, (,) ;
, ,) ;
- , (,) ;
, - (,) ;
(,) ;
(,) .
.
.
, . :

- .

_____;

- “ () ;

, , - ,

()

, ,

, , - ,

;

-

;

_____;

- , , ,

;

- , , - ,

.

.

- ,

- ,

, , - ,

.

(02-50/66 16.01.2009 .);

77000-020-3/4 09.01.2009 .); « »

(7 14.01.2009).

: II « - 2005» (. , 19-27 2005 .); - « » (. , 28-30 2005 .); « : » (. 23-26 2006 .); « » (. , 10-12 2006 .); « , , » (. , 18 2007); 3- « - 2007» (. , 16-27 2007 .); VII - ” (. , 23 2010).

23,75 , 2 - (22,62 . .), - 9 (21,24 . .) 7 (2,51 . .). , 3 , (182 . .), (14) 17 19 .

« - »

- ,
,
.
,

() ; ,
- ,
() ,

,
.
:

- , , , ,
;

- ,
,
;

- , ;
-

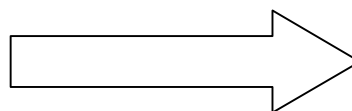
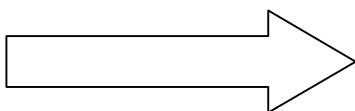
, .

« », , ,

: , (, , ,) .

**Стратегія підприємства
(цілі інвестування)**

**Вартість підприємства
(результати інвестування)**



Інвесту

. 1.

100 .

,

: (80), (60
- 79), (40 - 59), (20 - 39)

- , :

- ' ;

- ' ;

- ' ;

- ' ;

- ;

- ' ,

2005 .

2000-2009

61,9 . . . ,

2006 . ,

2009 .

,

2009 . 28,2%,

2,8%.

,

,

2009 . 70% (556,6 . . 795,1 . .).

2000-2009 .

190,7 . 1845 . 235 .

(. 1). 62%

9,6% 2000 . (6,95%) 4,0%

2009 . (4,3%).

	-										
		2000	2001	2002	2003	2004	2005	2006	2007	2008	2009
		2580	2256	1850	1703,0	1510	1290	769	539	730	992
,	-	252	1023	642	1307	869	1952	2243	2410	351	1263
		125	272	503	542	304	222	191	-	28	31
:	.	190,7	235,0	315,3	377,5	517,2	749,8	865,2	1420,3	1767,1	1845,8
			4	6	4		3	5			
	.		8386,	6987,1	7399,	1077,	2555,	136,6	139,3	2077,	1858,0
			4		6	6	0			9	

:

- ,
 - (2000 ,
 2218 ,
 2580 992);
 - (
 61,9 . .);
 - (
 . 2000 – 2009 . 8,2);
 - (2000 . -
 40,7% ; 2008 .
 (47,5%), (11,5%), -
 (9,8%));
 - , (
 12 20 . .);
 - (190,7 . 2000 .
 1845 . 2009 .);
 - (; 2009 .
 770 , 508).

»

«

»

(, ,

).

$$\dots, \quad (FFE),$$

$$FFE = \sum_{t=1}^n [(P_t + D_t) \cdot (1+i)^{n-t}] - \sum_{t=1}^n C(1+j)^{n-t}, \quad (1)$$

- t ;
 j- () ;
 P- t ;
 D- t ;
 i- ;
 n- .

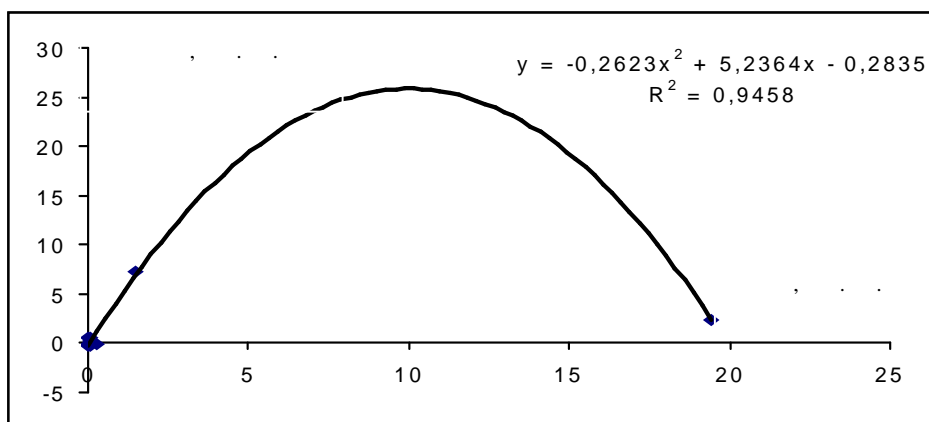
$$(k),$$

$$k = \frac{S}{P_t}, \quad (2)$$

k - ;
 S - ;
 P_t - t .
 :

$$FFE = \sum_{t=1}^n [(P_t + (P_t \cdot k) + D_t) \cdot (1+i)^{n-t}] - \sum_{t=1}^n C(1+j)^{n-t}, \quad (3)$$

(. 2)



.2.

()

:

;

;

;

,

,

,

”

”

,

—

,

,

,

,

:

:

-

;

-

,

,

,

;

-

,

,

,

,

.

.

,

,

.

,

.

,

.

,

,

,

-

,

,

.

(

)

,

.

:
 - ,
 ;
 ;
 - ;
 ;
 (0,5%
)
 ,
 ,
 .
 -
 .
 :

1.

- ,
 ,
 -
 .

2.

»
 () ; ,
 - () ,
 ,

3.

,
 ,
 ,
 .

4.

()

5.

6.

7.

2005 ;

8.

9.

0,5 %

),

1. ... : [...] / - : « ... », 2002. - 253 .
2. ... (...) / ... // ... : [...] - : ... , 2003. - 15. - .106-110. (: ...).
3. ... / ... // ... : [...] - : ... , 2006. - 15. - .203-111. (: ...).
4. ... / ... // ... : [...] - : ... , 2006. - 14. - .208-212. (: ...).
5. ... / ... // ... : [...] - : ... , 2006. - 9. - .15-22.
6. ... / ... // ... : [...] - : ... , 2006. - 16. - .191-196.
7. ... / ... // ... : [...] / - - : - ... , 2007. - III. - .2. - .300-304.
8. ... / ... // ... : [...] / - - : - ... , 2010. - V. - .2. - .33-37.
9. ... /

- .. //
- ,- : ,2009.- .24- .127-131.(:).
10. .
/ . // .- 1.-2010.- .240-247.
-
11. ..
/ . . , .. // Materiały II Międzynarodowej naukowe-praktycznej konferencji «Wykształcenie I nauka bez granic - 2005» Tom 4. Ekonomiczne nauki. – Przemysł: Sp. Z o.o. «Nauka i studia». – 2005. – .59-63.
12. .. / . .
 , .. // : . .- .
 - . , 28-30 2005 .- .: « » ,2005. – .7-10.
13. .. / .. //
 : : . .- . .,
 . ,23-26 2006 .- .: . . ,2006. – .104-107.
14. ..
 / .. // :
 , : . .-
 . . ,10-12 2006 ., : ,2006. – .155-157.
15. .. ,
 / .. // , ,
 : . . .-
 . , . ,18 2007 .- : ,2007 – .151-154.
16. .. ,
 / . . // – 2007:
 3- , 16-17 , 2007
 .- :« - » ,2007.- .2.- .50-53.().
17. .. - / .. //
 : VII . .-
 . . , 23 2010 . –
 : ,2010.- .2.- .106-110.

.. ,

. - .

08.00.05 -

. -

, ,2010.

-

,

.

.

,

.

,

.

-

.

,

.

:

,

,

,

,

,

.

..

. -

.

08.00.05 -

. -

, ,2010.

() .

.

,

.

.

.

(.) .

,

.

,

.

-

,

,

,

,

.

.

,

.

:

,

;

-

;

-

.

:

,

,

ANNOTATION

Rumyantseva G. . Efficiency of entities' investment activity in the territories of priority development. – Manuscript.

Thesis for degree of candidate of sciences for the specialty 08.00.05 – the development of productive forces and regional economy. – Institute of regional research of the NAS of Ukraine, Lviv, 2010.

The thesis is devoted to the theoretical and methodological provisions and practice of the entities activity in terms of the territories of priority development. On the basis of fundamental postulates of regional economy theory the development of scientific views over the peculiarities of creation of the territories with special regiment of investment activity are outlined. The analysis of existing methodological approaches to the research of the essence of investments and of the entities' investment activity is conducted.

Methodological approaches to the assessment of investment efficiency in terms of the territories of priority development are proposed and the analysis of the entities' investment activity in the territory of priority development in Volyn region is conducted. The assessment of social and economic effects of introduction of special investment regimen on the abovementioned territory is presented.

The econometric model for assessing economic efficiency of investment projects of entities on the territories of priority development using the compounding principle and the matrix of investment projects' efficiency evaluation on the basis of the objective and tasks of the TPD creation is developed. The system of informational maintenance of the territory of priority development is conceptually substantiated and the complex of activities over the institutional maintenance improvement of investment process in terms of functioning territory of priority development is proposed.

Key words: territory of priority development, investments, investment activity, econometric model, investment projects efficiency, institutional maintenance of investment processes.